









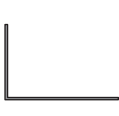










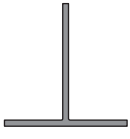

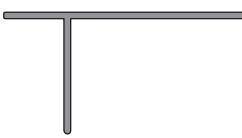
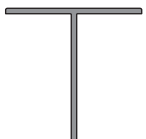









STANDART PROFILLER






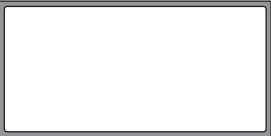



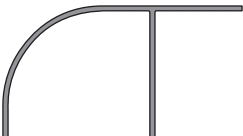

Profil Şekli	Profil ismi	Profil Kod	Profil Ağırlık (Kg/m)
	10X10X1,2 KÖŞEBENT	01 - 001	0,061 Kg/m
	15X15X1,2 KÖŞEBENT	01 - 002	0,094 Kg/m
	20X20X1 KÖŞEBENT	01 - 003	0,106 Kg/m
	25X25X1,2 KÖŞEBENT	01 - 004	0,159 Kg/m
	30X30X1,2 KÖŞEBENT	01 - 005	0,191 Kg/m
	20X40X1,2 KÖŞEBENT	01 - 006	0,191 Kg/m
	40X40X1,2 KÖŞEBENT	01 - 007	0,256 Kg/m
	40X40X4 KÖŞEBENT	01 - 008	0,824 Kg/m
	50X50X1,5 KÖŞEBENT	01 - 009	0.400 Kg/m
	20X60X1,2 KÖŞEBENT	01 - 010	0,256 Kg/m
	60X40X1,3 KÖŞEBENT	01 - 011	0,348 Kg/m
	80X20X1,2 KÖŞEBENT	01 - 012	0,321 Kg/m

Profil Şekli	Profil ismi	Profil Kod	Profil Ağırlık (Kg/m)
	80X40X1,5 KÖŞEBENT	01 - 013	0,482 Kg/m
	20X100X1,5 KÖŞEBENT	01 - 014	0,482 Kg/m
	20X120X1,5 KÖŞEBENT	01 - 015	0,563 Kg/m
	20X150X1,5 KÖŞEBENT	01 - 016	0,685 Kg/m
	20X20X2 KÖŞEBENT	01 - 017	0,206 Kg/m
	25X25X2 KÖŞEBENT	01 - 018	0,260 Kg/m
	20x50x1,2 KÖŞEBENT	01 - 019	0,225 Kg/m
	14x22x2,3 KÖŞEBENT	01 - 020	0,211 Kg/m
	80X40X2 KÖŞEBENT	01 - 021	0,640 Kg/m










Profil Şekli	Profil ismi	Profil Kod	Profil Ağırlık (Kg/m)
	25X25X1,2 T PROFİL	02 - 001	0,159 Kg/m
	30X40X1,2 T PROFİL	02 - 002	0,224 Kg/m
	40X20X1,1 T PROFİL	02 - 003	0,176 Kg/m
	30X30X1,2 T PROFİL	02 - 004	0,191 Kg/m


LAMA PROFİLLERİ






Profil Şekli	Profil ismi	Profil Kod	Profil Ağırlık (Kg/m)
	60x8 LAMA PROFİLİ	28 - 001	1,301 Kg/m
	150x8 LAMA PROFİLİ	28 - 002	3,252 Kg/m
	20x2 LAMA PROFİLİ	28 - 003	0,108 Kg/m
	104x4 LAMA PROFİLİ	28 - 004	1,127 Kg/m
	64x4 LAMA PROFİLİ	28 - 005	0,694 Kg/m







Profil Şekli	Profil ismi	Profil Kod	Profil Ağırlık (Kg/m)
	17X25X1 KUTU PROFİLİ	03 - 001	0,217 Kg/m
	20X40X0,9 KUTU PROFİLİ	03 - 002	0,284 Kg/m
	40X40X0,85 KUTU PROFİLİ	03 - 003	0,358 Kg/m
	40X50X1 KUTU PROFİLİ	03 - 004	0,477 Kg/m
	32X70X1,3 KUTU PROFİLİ	03 - 005	0,701 Kg/m
	40X80X1,5 KUTU PROFİLİ	03 - 006	0,951 Kg/m
	50X95X1,6 KUTU PROFİLİ	03 - 007	1,230 Kg/m
	28X70X1 KUTU PROFİLİ	03 - 008	0,520 Kg/m
	55X40X0,8 KUTU PROFİLİ	03 - 009	0,386 Kg/m
	48X30,5X1 KUTU PROFİLİ	03 - 010	0,345 Kg/m
	120x120x2 KUTU PROFİLİ	03 - 011	2,558 Kg/m

KUTU PROFİLLERİ

Profil Şekli	Profil ismi	Profil Kod	Profil Ağırlık (Kg/m)
	60X120X2 KUTU PROFİLİ	03 - 012	1,908 Kg/m
	20X80X1 KUTU PROFİLİ	03 - 013	0,531 Kg/m
	80X80X1,5 KUTU PROFİLİ	03 - 014	1,276 Kg/m
	20X20X2 KUTU PROFİLİ	03 - 015	0,390 Kg/m
	20X40X1,1 KUTU PROFİLİ	03 - 016	0,345 Kg/m
	30X40X1,5 KUTU PROFİLİ	03 - 017	0,545 Kg/m
	15X15X1 KUTU PROFİLİ	03 - 018	0,152 Kg/m
	33X40X1,5 KUTU PROFİLİ	03 - 021	0,561 Kg/m
	100X100X1,8 KUTU PROFİLİ	18-125	1,950 Kg/m

Profil Şekli	Profil ismi	Profil Kod	Profil Ağırlık (Kg/m)
	Ø50X1,75 BORU PROFİLİ	04 - 001	0,719 Kg/m
	Ø12X1 BORU PROFİLİ	04 - 002	0,094 Kg/m
	Ø16X1,2 BORU PROFİLİ	04 - 003	0,151 Kg/m
	Ø16X2,5 BORU PROFİLİ	04 - 004	0,287 Kg/m
	Ø16X3 BORU PROFİLİ	04 - 005	0,332 Kg/m
	Ø16X1,5 BORU PROFİLİ	04 - 006	0,185 Kg/m
	Ø45X1,5 BORU PROFİLİ	04 - 007	0,556 Kg/m
	Ø50X1,5 BORU PROFİLİ	04 - 009	0,620 Kg/m
	Ø35X2 BORU PROFİLİ	04 - 010	0,562 Kg/m
	Ø19X1,1 BORU PROFİLİ	04 - 011	0,168 Kg/m
	Ø150X2,3 BORU PROFİLİ	04 - 012	2,892 Kg/m

Profil Şekli	Profil ismi	Profil Kod	Profil Ağırlık (Kg/m)
	Ø90X7 BORU PROFİLİ	04 - 013	4,946 Kg/m
	Ø50X2 BORU PROFİLİ	04 - 014	0,818 Kg/m
	Ø35X2,5 BORU PROFİLİ	04 - 015	0,691 Kg/m
	Ø16X2 BORU PROFİLİ	04 - 016	0,239 Kg/m
	Ø50X2,5 BORU PROFİLİ	04 - 017	1,011 Kg/m
	Ø16X5 BORU PROFİLİ	04 - 018	0,469 Kg/m
	Ø50X1,6 BORU PROFİLİ	04 - 019	0,659 Kg/m
	Ø15,5X1,4 BORU PROFİLİ	04 - 020	0,168 Kg/m
	Ø125x2 BORU PROFİLİ	04 - 021	2,095 Kg/m
	Ø35x1,2 BORU PROFİLİ	04 - 022	0,344 Kg/m
	Ø40x2 BORU PROFİLİ	04 - 023	0,648 Kg/m

Profil Şekli	Profil ismi	Profil Kod	Profil Ağırlık (Kg/m)
	12,5X16X1,3 U PROFİL	05 - 001	0,146 Kg/m
	17X17X1,2 U PROFİL	05 - 002	0,158 Kg/m
	18X20X1,2 U PROFİL	05 - 003	0,181 Kg/m
	40x10x1 U PROFİL	05 - 004	0,157 Kg/m
	30x10x1 U PROFİL	05 - 005	0,130 Kg/m
	30x15x1 U PROFİL	05 - 006	0,157 Kg/m